

LED pulse counters **6 count modes (AC+DC)** **Codix 541**



The Codix 541 is a voltage powered pulse counter / position display with 4 count input modes: count direction, difference, addition, quadrature (phase discriminator) x1, x2 and x4, for fast and slow count pulses, with 6-digit LED display for NPN, PNP input signals.



DC 10 ... 30 V	AC 100 ... 240 V	-20... +65°C Temperature range	IP65 High protection level	max. 60 kHz Pulse counter/ Totalizer	Position Position display	1 2 1 Count with direction (DIR)	1 2 1 Differential count (up.dn)	1 3 4 Add/Add count (up.up)	1 2 3 4 Phase discriminator	Plug-in screw terminal
--------------------------	----------------------------	------------------------------------------	--------------------------------------	------------------------------------------------	-------------------------------------	--------------------------------------------	--------------------------------------------	---------------------------------------	---------------------------------------	-------------------------------

Powerful

- Fast count input – input frequency max. 60 kHz.
- Robust housing – IP65 protected.
- Very bright LED display, 14 mm high.
- Position, difference, adding or count direction detection:
 - programmable for positive (PNP) or OV (NPN) switching input pulses.
 - fast count input with an input frequency of max. 60 kHz, can be damped to 30 Hz for mechanical contacts.
- Short start-up time – detects input pulses just 16 msec after being switched on => no pulses are lost with a simultaneous motor start-up.

User-friendly and universal

- Large keys – can also be operated when wearing gloves.
- Simple uniform menu-driven programming and operation – possible to enter the programming also during operation with a confirmation prompt.
- Individually programmable scaling: Multiplication and division factor (0.0001...99.9999), to display corresponding engineering units, e.g. position in 1/10 mm or packaging units.
- 4 different count input modes: 2-channel count input for detecting count direction, difference or adding mode, quadrature with x1, x2 or x4 evaluation.
- Freely programmable setpoint.
- AC or DC supply voltage with sensor supply voltage.
- As an alternative to the HTL inputs, devices are available with a 4 ... 30 V DC input level, for use as parallel displays to PLCs.
- Optional output - as zero signal.

Order code **6.541 . 01 X . X X 0**

- a** Output
1 = Optocoupler output
2 = No output
- b** Supply voltage
0 = 100 ... 240 V AC, ±10 %
3 = 10 ... 30 V DC
- c** Input switching level
0 = Standard level (HTL)
A = 4 ... 30 V DC

- Delivery specification**
- Digital display
 - Mounting clip
 - Gasket
 - 2 screw terminals
 - Instruction manual, multilingual

Stock types
6.541.012.300

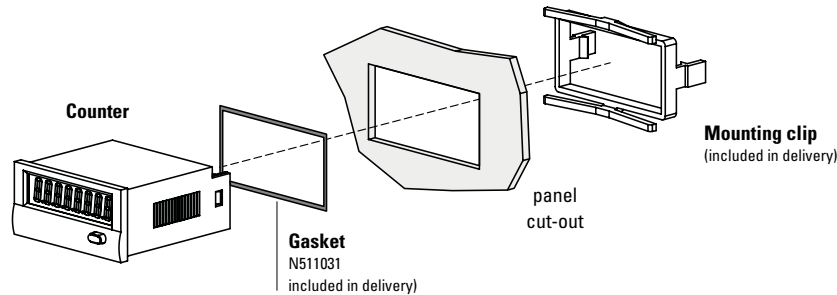
Pulse counters, electronic

LED pulse counters

6 count modes (AC+DC)

Codix 541

Accessories / Mounting examples



		Type / size	Description		Order no.	
Gasket counter			96 x 49 mm [3.78 x 1.93"]		N511031	
Mounting frame		cut-out 92 x 45 mm [3.62 x 1.77"]	for snap-on mounting on 35 mm [1.38"] top-hat DIN rail	grey	G300005	–
Screw terminal (Replacement part)			1 ... 7, pitch 3.81 1 ... 2, pitch 5.08	7 pin 2 pin	N100387 N100133	
incl. in delivery						

Technical data

General technical data

Display	6 digits; red 7 segment LED display; 14 mm [0.55"] high
Data backup	EEPROM
Operating temperature	-20 °C ... +65 °C [-4 °F ... +149 °F] (non-condensing)
Storage temperature	-25 °C ... +70 °C [-13 °F ... +158 °F]
Relative humidity at +30 °C [+86 °F]	< 85 % (non-condensing)
Altitude	up to 2000 m [6562']

Electrical characteristics

Supply voltage	10 ... 30 VDC, with reverse polarity protection 100 ... 240 V AC, ±10 %
Current consumption	max. 50 mA, 8 VA
EMC standards	EN 55011 class B EN 61000-6-2, EN 61000-6-3
Device safety	designed to protection class 2 application area pollution level 2
UL approval	file E128604

Mechanical characteristics

Housing	front panel mount 96 x 48 mm [3.74 x 1.89"] acc. to DIN 43700; RAL 7021, dark grey
Protection	IP65 (front side)
Weight	approx. 150 g [5.29 oz]

Inputs

Polarity of inputs	programmable, NPN or PNP for all inputs
Input resistance	approx. 5 kΩ
Counting frequency ¹⁾ at position display	max. 60 kHz, can be damped to 30 Hz max. 25 kHz
Minimum pulse duration of the reset input	5 ms
Input switching level standard version (HTL)	
DC supply voltage	LOW 0 ... 0.2 x U _B (V DC) HIGH 0.6 x U _B ... 30 V DC
AC supply voltage	LOW 0 ... 4 V DC HIGH 12 ... 30 V DC
Input switching level at 4 ... 30 V DC	
	LOW 0 ... 2 V DC HIGH 4 ... 30 V DC

Outputs

Supply voltage for sensors (AC version)	24 V DC ±15 %/100 mA
Output power optocouplers	max. 30 V DC, 10 mA

Approvals

UL compliant in accordance with	File no. E128604
CE compliant in accordance with	
EMC Directive	2014/30/EU
RoHS Directive	2011/65/EU
Low Voltage Directive	2014/35/EU

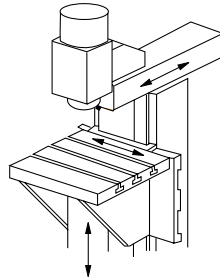
1) Please refer to the manual.

Pulse counters, electronic

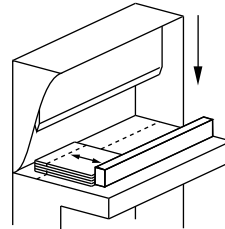
LED pulse counters **6 count modes (AC+DC)** **Codix 541**

Applications for position displays and totalizers

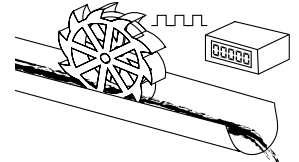
- Positioning tasks on processing machines, such as sawing machines, milling machines, bending and folding machines, etc.
- Production data acquisition by means of piece counting (using difference or adding)
- Totalizing flow, quantity and other scalable media
- Counting tasks such as quantity and piece counting
- Accessories, OEM equipment or retrofitting to production machines
- Piece counting on die cutters, presses, extruders, wood-working machines, drilling machines, pick-and-place machines, guillotines, special-purpose vehicles etc.



Position on milling machine

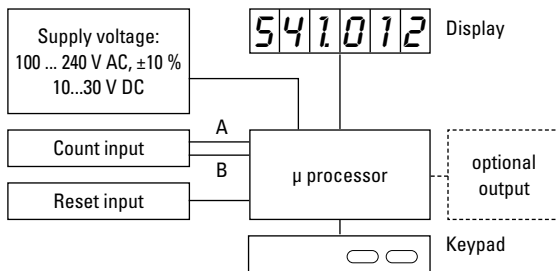


Position or quantity

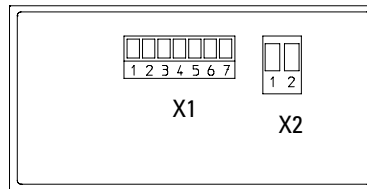


Flow rate

Block diagram



Terminal assignment



Connection X1

PIN	AC version	DC version
1	Optocoupler-output Emitter	
2	Optocoupler-output Collector	
3	Set	
4	INP B	
5	INP A	
6	GND out	n.c.
7	+24 V DC out	n.c.

Connection X2

PIN	AC version	DC version
1	100 ... 240 V AC, ±10 %	0 V DC (GND)
2	100 ... 240 V AC, ±10 %	10 ... 30 V DC

Dimensions

Dimensions in mm [inch]

