

Position displays with limits

LCD touch position preset counters	SSI absolute encoder display (AC+DC)	570T
------------------------------------	--------------------------------------	------



The fast SSI display type 570T is designed for absolute SSI encoders with a resolution up to 32 bits. It can be used as either a master or a slave display.

Thanks to simple bit assignment and bit blanking the display, which can be scaled and linearized, can also be cascaded, in order to extend the display range as desired. Output options include 4 limit values, analog output or RS232 or RS485 interface.



AC 115...230V Supply voltage	DC 18 ... 30 V Supply voltage	SSI SSI input	max. 1 MHz Count frequency	4 4 switching outputs	2 Relay output	mA, V Analog output	16 bit Resolution analog output	RS232/485 RS232 / RS485 interface	IP65 High protection level	Position Position display
DIN 96x48 DIN front bezel	8 LCDs LCD touch display	Prog Menu-driven programming	SSI Display linearization	Touch display Touch display	Operation with gloves Operation with gloves					

Characteristics

- Suitable for SSI-protocols from 8 up to 32 bits.
- 4 switching outputs to work as limit or preset values (reaction time < 1 ms), also with programmable tracking preset.
- Scalable analog output (reaction time < 150 ms), resolution 16 bit, -10 ... +10 V, 0 ... 20 mA or 4 ... 20 mA.
- Serial interface RS232 or RS485 for reading data in and out.
- Version with 2 relay outputs as limit values or presets; can also be programmed as tracking preset.
- Gray or binary code.
- 96 x 48 mm DIN-housing, IP65.
- New: additional speed display.

Benefits

- AC and DC supply voltage in one unit.
- Master- or slave mode.
- Screw terminal connection.
- SSI-clock frequency from 100 Hz up to 1 MHz.
- Display may be adjusted using scaling- and offset-features.
- Large 13 mm high LCD display, 8-digit, with adjustable brightness. Tri-color – red / green / yellow – programmable.
- Round-loop function.
- 24-point linearization.
- bit blanking.
- Display of position and speed.

Multifunctional display

Large-scale 4-digit display over the whole display surface.



2-line display modes for the simultaneous display of 2 separate measured or calculated values.



Color change of the display to green, yellow or red.



Position displays with limits

LCD touch position preset counters	SSI absolute encoder display (AC+DC)	570T
---	---	-------------

Order code	6.570T . 01 X . XXXX
	a b c d

a Relay outputs

- 0 = 2 relay outputs
- 2 = without output

b Supply voltage

- 3 = 18 ... 30 V DC
- E = 18 ... 30 V DC + 115 ... 230 V AC

c Further options

- 0 = standard
- A = with wire break monitoring

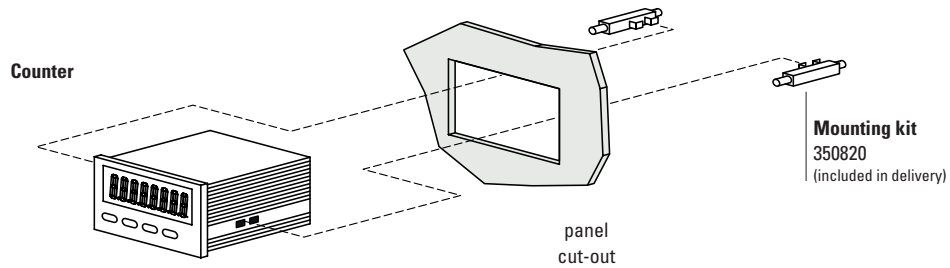
d Electrical outputs

- 0 = none
- 1 = RS232, 4 switching outputs
- 2 = RS232, 4 switching outputs, analog output
- 3 = RS485, 4 switching outputs
- 4 = RS485, 4 switching outputs, analog output

Delivery specification

- Display 570T
- Gasket
- Mounting kit
- Manual German/English

Accessories / Mounting examples



		Type / size	Description		Order no.	
Mounting kit			1 kit consists of 2 latch hooks		350820	
Mounting frame		cut-out 92 x 45 mm [3.62 x 1.77"]	for snap-on mounting on 35 mm [1.38"] top-hat DIN rail	grey	G300005	–
Software for parameter setting OSxx			https://www.kuebler.com/de/docu-finder search box: OS1			

incl. in delivery

Position displays with limits

LCD touch position preset counters	SSI absolute encoder display (AC+DC)	570T
---	---	-------------

Technical data

General technical data	
Display	LCD touch display, 13 mm high 8 decades + sign, 3-color
Operating temperature	-20 °C ... +60 °C [-4 °F ... +140 °F] (non-condensing)
Storage temperature	-25 °C ... +70 °C [-13 °F ... +158 °F]
Altitude	up to 2000 m [6562']

Electrical characteristics							
Supply voltage	18 ... 30 V DC, with reverse polarity protection (rated voltage 24 V DC) 115 ... 230 V AC, 50/60 Hz (option)						
Current consumption DC	100 mA, without load						
Power consumption AC	approx. 3 VA, without load						
Auxiliary power supply (for sensors) (in case of wire break monitoring, switchable from 24 V DC to 5 V DC / 250 mA)	<table border="0"> <tr> <td>AC supply</td> <td>24 V DC ±15 %, 150 mA (up to +45 °C) 80 mA (from +46 °C)</td> </tr> <tr> <td>DC supply</td> <td>U_B - 1 V, 250 mA</td> </tr> </table>	AC supply	24 V DC ±15 %, 150 mA (up to +45 °C) 80 mA (from +46 °C)	DC supply	U _B - 1 V, 250 mA		
AC supply	24 V DC ±15 %, 150 mA (up to +45 °C) 80 mA (from +46 °C)						
DC supply	U _B - 1 V, 250 mA						
Device safety	<table border="0"> <tr> <td>designed to</td> <td>EN 61010 part 1</td> </tr> <tr> <td>protection class</td> <td>2</td> </tr> <tr> <td>application area</td> <td>pollution level 2</td> </tr> </table>	designed to	EN 61010 part 1	protection class	2	application area	pollution level 2
designed to	EN 61010 part 1						
protection class	2						
application area	pollution level 2						

Mechanical characteristics	
Housing	ABS UL94-V-0
Weight	approx. 200 g
Protection	IP65 (front side) IP20 (rear side)
Terminals	max. 1.5 mm ²

Inputs	
SSI interface	differential RS422 input/output
clock frequency	100 Hz ... 1 MHz
input level	RS422: > 0.5 V
load	max. 3 mA / R _i > 10 kΩ / 47 pF
3 control inputs (Cnt 1 - 3)	PNP
input frequency	max. 10 kHz
input level	HTL: Low 0 ... 3 V / High 9 ... 30 V
load	max. 2 mA / R _i > 15 kΩ / 470 pF

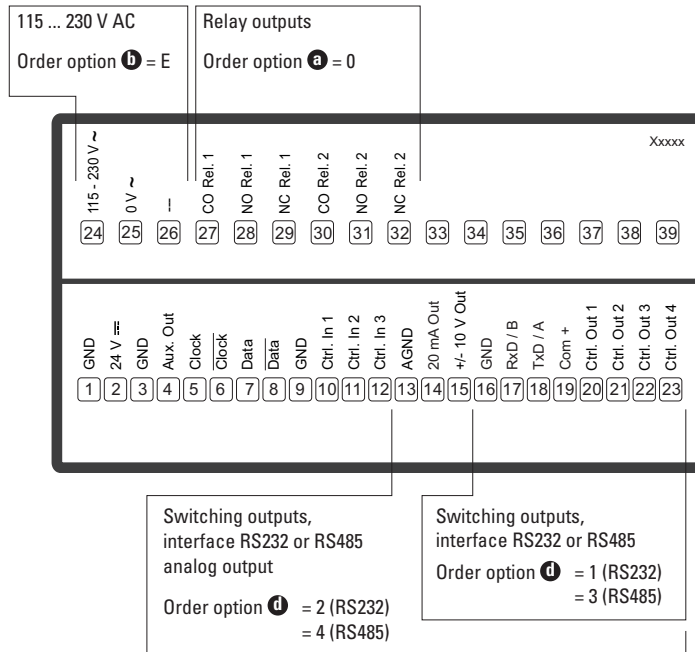
Outputs (option)	
4 switching outputs	5 ... 30 V DC/200 mA (PNP)
reaction time	< 1 ms
Interface	RS232 or RS485 Drivecom protocol / Modbus / Printer 9600 ... 38400 Baud
Analog output	-10 ... +10 V (max. 2 mA) or 0 ... 20 mA, 4 ... 20 mA (max. 270 Ω)
resolution	16 bit (15 bit + sign)
accuracy	±0.1 %
reaction time	< 150 ms
Relay output	2 changeover contacts (potential free) max. 250 V AC / 3 A / 750 VA max. 150 V DC / 2 A / 50 W
reaction time	< 20 ms

Approvals	
CE compliant in accordance with	
EMC Directive	2014/30/EU
RoHS Directive	2011/65/EU
Low Voltage Directive	2014/35/EU

Position displays with limits

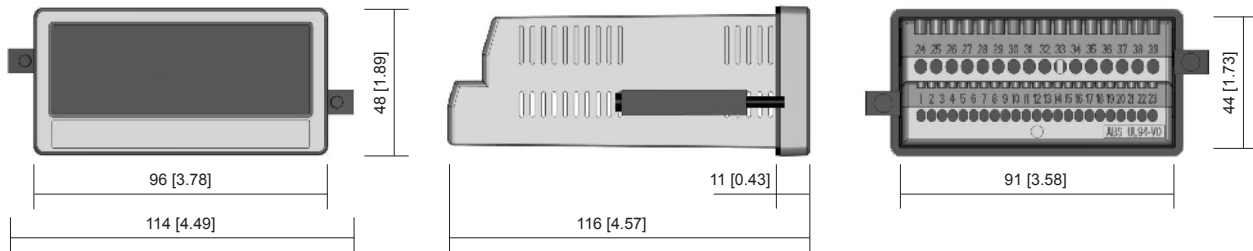
LCD touch position preset counters	SSI absolute encoder display (AC+DC)	570T
---	---	-------------

Terminal assignment



Dimensions

Dimensions in mm [inch]



Panel cut-out
92 x 45 mm [3.62 x 1.77"]