




Modular **Construction system, bearingless** **SR085B**



In general slip rings are used to transmit power, signals or data from a stationary to a rotating platform.

The SR085B is a cost-effective bearingless slip ring. Its flexible modular system allows a wide range of customer-specific applications.

The SR085B is ideally suited for the transmission of signals, data and/or loads.

Slip rings

Flexible and slim

- Modular construction system, can be combined as desired.
- From 33 mm mounting depth.
- Cost-effective bearingless construction.
- Long service life and long maintenance cycles.

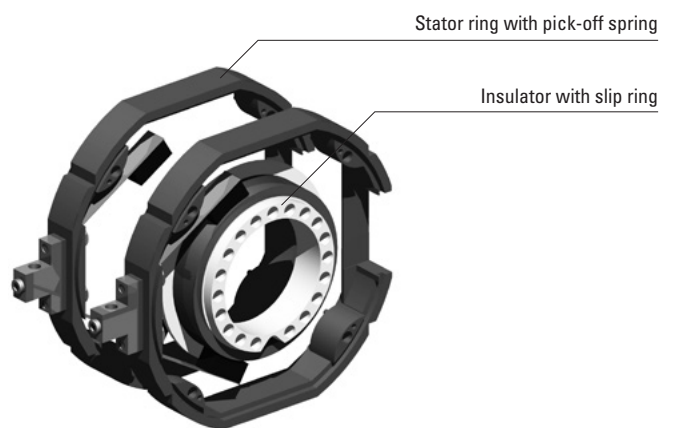
Applications

Revolving doors, rotary tables, rotary show cases, packaging machines, other low speed applications.

Order code	SR085B	-XX	-XX	-1	0	X	-V100
	Type	a	b	c	d	e	f
a Type of mounting	20 = hollow shaft, ø 20 mm [0.79"] 24 = hollow shaft, ø 24 mm [0.94"] 25 = hollow shaft, ø 25 mm [0.98"] 30 = hollow shaft, ø 30 mm [1.18"] 34 = hollow shaft, ø 34 mm [1.34"] (other options on request)	b Number of channels max. 10 channels	c Max. load current 1 = 16 A, 240 V AC/DC	d Mounting position 0 = any	e Contact material 3 = silver / precious metal 5 = copper / bronze	f Version number (options) V100 = without options >V100 = options on request	

Technical data (standard version)	
Overall length	dep. on the number of transmission paths
Hollow shaft diameter	up to ø 34 mm [1.34"]
Voltage/current loading	240 V AC/DC, max. 16 A
Contact resistance	load channels ≤ 1 Ohm (dynamic) ¹⁾ signal / data channels ≤ 0.1 Ohm (silver / precious metal) ²⁾
Insulation resistance	10 ³ MOhm, at 500 V DC
Dielectric strength	1000 V eff. (60 sec.)
Speed max.	200 min ⁻¹
Protection acc. to EN 60529	IP40
Service life	typ. 500 million revolutions (at room temperature) depends on installation position
Maintenance cycles	typ. 100 million revolutions
Maintenance	contact oil not required
Operating temperature	0°C ... +75°C [+32°F ... +167°F]

Modular construction system



1) Voltage measurement, ambient temperature, DC series connection, ohmic load, min. 4 A test current.
2) 2-wire resistance measurement, ambient temperature, 6.5-digit digital multimeter or similar, values without testing cable.

Slip rings

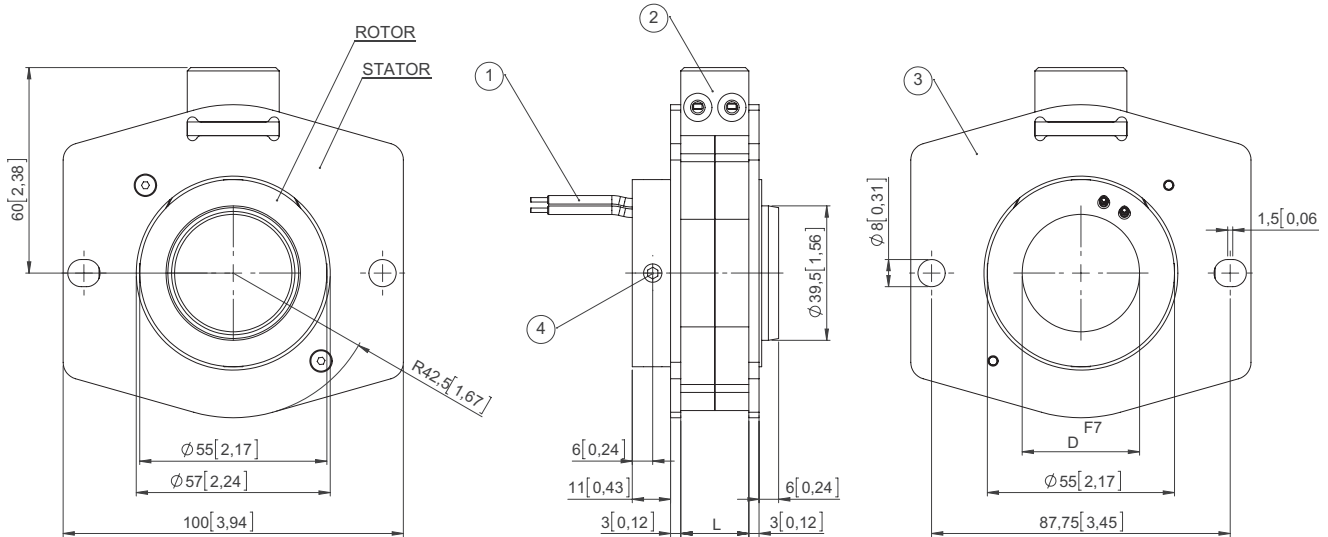
Modular

Construction system, bearingless

SR085B

Dimensions

Dimensions in mm [inch]



Permitted misalignment rotor/stator
axial = max 0.5 mm
radial = max 0.5 mm

- 1 – Connection wires, length 1 m [3.28']
- 2 – Terminal clamp for power without wire protection, with shock-hazard touch protection
- 3 – Stator cover, mounting plate
- 4 – 4 x socket set screw DIN 914 M6

Calculation of the total length L:

Basic size: 23 mm

Additional dimension: +10 mm per channel